


# CHAFERS AND URNS

## Chafing Dish and Urn (Canned Heat)

1. Use only canned fuel in the burner.
2. Fill the water pan, urn or kettle before lighting the burner.
3. Low flame is sufficient to maintain proper heat.
4. Keep away from open flame or hot stove.
5. Stainless steel food pans can be used for cooking and/or placed in the oven to retain heat.
6. Fill chafing dish with hot water.
7. Check pan during use to maintain sufficient water level. **DO NOT USE WITHOUT WATER!**





## Use of Canned Heat

Pry the lid from the canned heat, and place canned heat into heat cup. Light fuel, adjusting the lid to approximately half-open.

## Chafing Dish and Urn (Alcohol Burner)

1. Use **ONLY ALCOHOL** in the burner unit, **NEVER** lighter fluid, gasoline or kerosene.
2. Fill pan or urn with water before lighting.
3. Low flame is sufficient to maintain heat level; wick should not extend more than 1/4".
3. Keep away from open flame or hot stove.
4. Wipe burner dry before lighting. Do not overfill.
5. Fill chafing dish pan with hot water.
6. Check during use to maintain proper water. **NEVER USE WITHOUT WATER!**
7. Fill urns or kettles before lighting, and maintain at least 1 1/2 cups liquid when in use.
8. Turn burner up full to light.
9. Before serving, reduce wick raiser until the top row of holes is visible (1/4" of wick exposed)
10. Turn burner off when liquid is removed.




**NOTE:** To protect your table linens or serving surface, always rent an underliner tray when using equipment that has burners.

## Cleaning Instructions

Scrape and wash food pans in lukewarm water using mild detergent, never harsh abrasives.

Consult your rental center for additional equipment and accessories for your event.



## UNDERSTAND YOUR RENTAL CONTRACT KNOW YOUR RESPONSIBILITY FOR THE EQUIPMENT YOU HAVE RENTED

These guidelines and tips are common-sense suggestions designed to promote chafers and urn efficiency and safety. Compiled from literature of leading experts in the field, they are believed to be reliable, and are offered as suggestions and illustrations to deal principally with common practices and conditions encountered in the use of chafers and urns. The guidelines are not intended to be all-inclusive, complete descriptions of safe practices, or to supplant or replace other additional precautionary measures to cover usual or unusual conditions or situations where common sense might otherwise dictate. Accordingly, the American Rental Association and its member firms disclaim all liability for, and make no warranty or guarantee of, the accuracy or applicability of this information in any situation.

